



Venue address:

Department of Built Environment
College of Design and Engineering
National University of Singapore
4 Architecture Drive,
Level 4 , Executive Room 1 & 2 : SDE4-04-01 & SDE4-04-02,
Singapore 117356

Getting to Venue

NUS Campus map

Explore this NUS interactive campus map to help find your way to SDE4:

<https://map.nus.edu.sg/#page=locations>

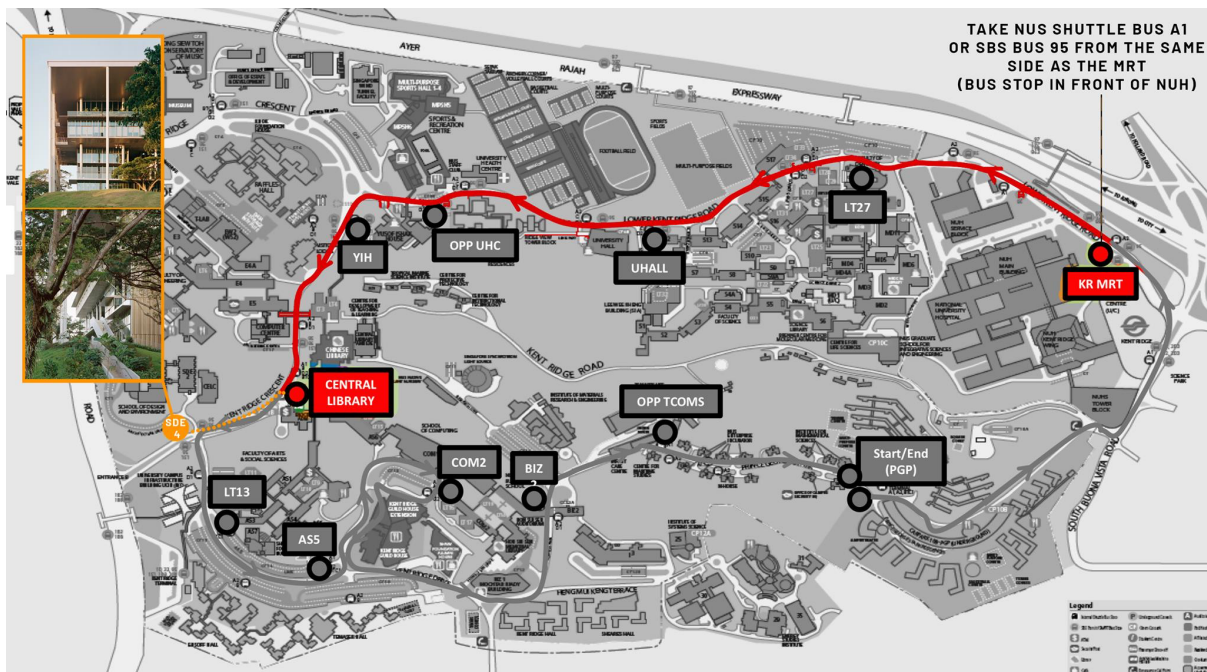


Directions to SDE4



The Nearest MRT is Kent Ridge MRT station. From there, take NUS Shuttle BUS A1 or SBS Bus 95, from the bus stop on the side of the station, and alight at the bus stop in front of Central Library.



Kent Ridge MRT station is on the circle line



Direction from Kent Ridge MRT station to SDE4



Get off from the bus stop at Central Library, cross the road, and take a short walk down this walkway to SDE 4



Continue walking till the end of the walkway



At the end of the walkway, turn right and left again towards SDE4.



The left picture shows SDE 1. Continue walking towards SDE4. Once you reach SDE4, take the stairs to level 4. The conference is located at the Executive Room 1 & 2

Travel advice and suggestions

Covid-19-related safety and logistics considerations for this event:

- For those of you traveling from overseas, you must follow the Singapore government's guidelines for entering Singapore (found here: <https://www.ica.gov.sg/enter-transit-depart>) --- the main entry requirement is that you must have proof of vaccination OR the negative results of a pre-departure test
- In addition, all travelers must fill out the online SG Arrival Card no more than 3 days before travel (details here: <https://www.ica.gov.sg/enter-transit-depart/entering-singapore/sg-arrival-card>) in which you will need to verify that you have not had symptoms immediately before travel. *Both the proof of vaccination and the SG Arrival Card will be verified when you check in for your flight.*
- After you arrive in Singapore, **if you feel any Covid-19 symptoms at all (even a little bit), we kindly ask you to use an ART rapid test before you come to the events at NUS.** These tests are available at all pharmacies, grocery, and convenience stores across Singapore and are very affordable. We will have some ART tests onsite as well just in case.
- If you are in close contact with someone who has tested positive, we ask that you follow the protocols set out by the SG government which indicate that you should test yourself before leaving your home/hotel each morning for five days (details here: <https://www.covid.gov.sg/>). Please note that Singapore is strict in enforcing these protocols, so please help us (and yourself) by following them closely.
- If you test positive, please follow the protocols found in the same link (<https://www.covid.gov.sg/>), which states that you must recover and isolate for at least three days and then you can leave isolation once you test negative on an ART test (up to Day 7). Please also let me know if you have tested positive and were at the meeting so that I can ask others who might have been exposed to test themselves (while keeping your identity anonymous).
- Face masks or face coverings are not mandatory in Singapore or at the NUS campus, except for on public transport and NUS internal shuttle buses or at healthcare facilities. However, we highly encourage anyone who has any respiratory symptoms, has been in contact with a recent positive case, or who wants to be on the safe side to wear a mask. More details of safe management measures at NUS can be found at this link: <https://emergency.nus.edu.sg/wp-content/uploads/2022/08/2022-0826-ORMC-COVID-19-Circular-10-15.41.pdf>
- We highly encourage you to at least have a mask available to wear in case you want to take the shuttle bus or public transport -- it is strictly enforced in Singapore to wear one in those situations. We will have some extra masks on hand at the event in case someone needs one.

Hotel recommendations - hotels near NUS

[Park Avenue Rochester Hotel](#)



31 Rochester Drive, Queenstown

Singapore 138637

Distance to SDE4 - 14 minutes bus ride (Take bus 95 from Essec Business Sch bus stop to Opp NUS Fac Of Architect bus stop)

[Lyf One-north Singapore](#)



80 Nepal Park

Singapore 139409

Distance to SDE4 - 14 minutes bus ride (Take bus 85 from Essec Business Sch bus stop to Opp NUS Fac Of Architect bus stop)

The Quay Hotel West Coast



428 Pasir Panjang Road
Singapore 118769
Walking distance to SDE4 - 10 minutes

Fragrance Hotel - Ocean view



Pasir Panjang Road
Singapore 118773
Walking distance to SDE4 - 9 minutes

[iBis Budget Singapore West Coast](#)



418 Pasir Panjang Road,
Singapore 118759
Walking distance to SDE4 - 9 minutes

Transportation - Getting Around Singapore

(Information from visitsingapore.com)

By Train



Singapore's MRT (Mass Rapid Transit) system is the fastest and cheapest way to travel around the city. Most of Singapore's popular attractions are just a short walk away from an MRT station, making our trains a great way to get around.

You can use the following options for MRT journeys:

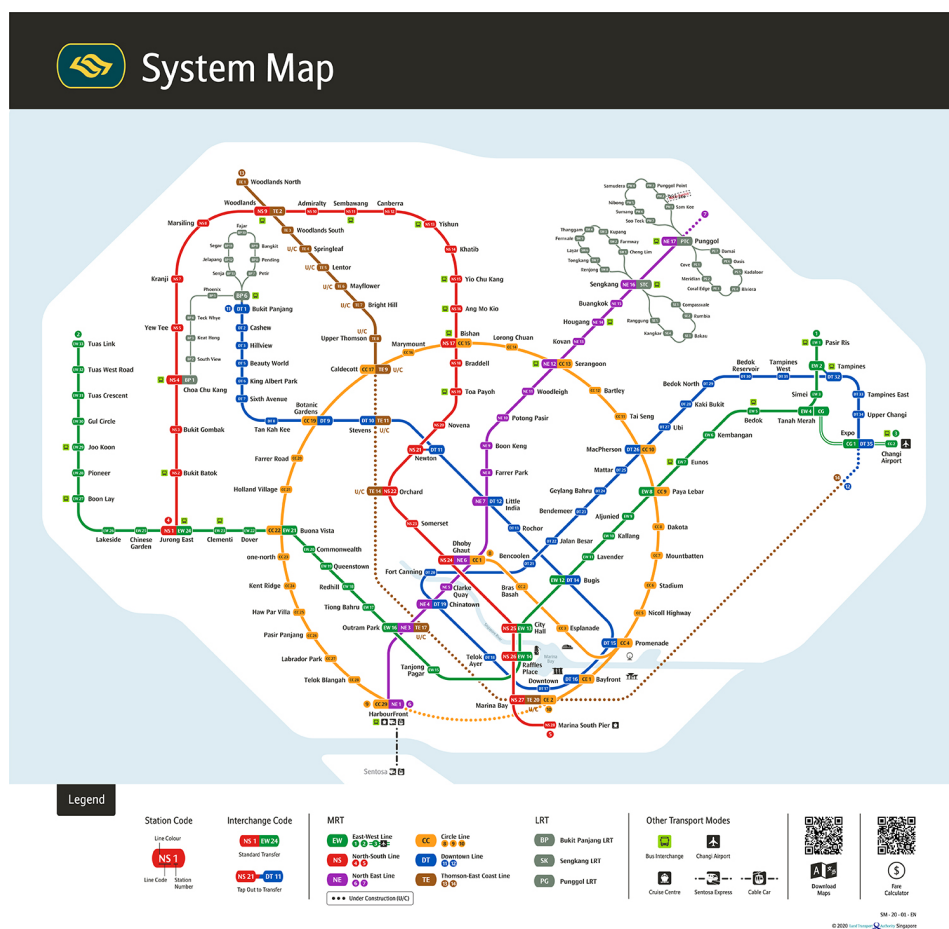
1. Get a [Singapore Tourist Pass \(STP\)](#), a special EZ-Link stored-value card which will allow you unlimited travel for one day (S\$10), two days (S\$16) or three days (S\$20).

The Pass can be bought at the TransitLink Ticket Office at selected MRT stations listed [here](#), or at the Concession Card Replacement Office at Somerset station. They are also available daily at the Changi Airport station (Terminal 2 and 3) near the Transitlink Ticket Office.

2. You can use your foreign-issued Mastercard® and Visa contactless bank cards issued outside of Singapore for the payment of public transport fares in Singapore.

Do take note that admin fees apply for foreign-issued bank cards— you can check out the details at TransitLink’s [SimplyGo website](#).

3. Adult Stored Value Smartcard (EZ-link / Nets FlashPay): These cost \$12 inclusive of card value, and come with a stored value of \$7 for you to use on your commutes. You’ll be able to purchase this card at any [Transitlink Ticket Office](#) or convenience stores.



MRT route Map



Singapore Tourist Pass



Adult Stored Value Smartcard - The EZ-link card

By Bus



Singapore's bus system has an extensive network of routes covering most places in Singapore.

Besides being an economical way to get around, it's one of the most scenic — you'll be able to indulge in air-conditioned comfort, as you admire the lush greenery and beautiful architecture of our 'city in a garden'. You can pay for your bus fare using an adult stored value smartcard (EZ-link / Nets FlashPay) or the Singapore Tourist Pass (STP). Just keep an eye out for the electronic card reader — located next to the bus driver—and tap as you board.

You can also use your foreign-issued Mastercard® and Visa contactless bank cards issued outside of Singapore to pay for your ride.

Remember to tap your card again, on the reader located at the rear exit, when you alight. You can also opt to pay in cash, but make sure you have the exact amount in change. Do note that admin fees apply for foreign-issued bank cards. You can find out more details at TransitLink's [SimplyGo website](#).

For more useful information—including traffic news, journey planning and nearby transport services—download the MyTransport app (available for [iOS](#) and [Android](#)).

By Taxi

Taxis are comfortable and especially handy if you want to go to places not accessible by the bus or MRT. Cabs here are metered, but there may be surcharges depending on when, where and which company's taxi you board.

To get a rough idea of the final fare, check with the driver on the surcharges and ask for a receipt at the end of the trip. You can also check out [this website](#) for a quick and easy comparison.

You can hail a taxi by the roadside at most places, or by queuing for one at a taxi stand, which you'll find at most malls hotels and attractions.

The taxi companies in Singapore also has apps for customers to take their taxis. The most convenient app is the ComfortDelGro Taxi-Booking App ([iOS](#) | [Android](#)) which provide access to the largest taxi fleet in Singapore. Other taxi apps include SMRT Book-A-Taxi ([iOS](#) | [Android](#)) and Trans-Cab Taxi App ([iOS](#) | [Android](#))

By ride-hailing apps

In Singapore, we are spoilt for choice when it comes to ride-hailing apps in Singapore. The biggest ride-hailing company is [Grab](#) and there are other ride-hailing apps such as [GoJek](#), [Ryde](#), and [TADA](#).

The ride-hailing app industry in Singapore is regulated and drivers must be registered and possessed appropriate insurance and license.

The ride-hailing apps operate by dynamic pricing model, which is adjusted to balance the demand and supply of drivers and passengers. During peak hours, the distance fare pricing

will be escalated to reflect the high demand. They also offered different categories of rides for consumers. For example, Grab offers the following services:

- GrabShare: On-demand carpool, could be private hire car or taxi
- GrabHitch: Carpool in private car, advanced booking required
- JustGrab: Fastest pickup, could be private hire car or taxi
- GrabCar: Private hire ride
- GrabFamily: Ride for families with children who need booster seats
- GrabPet: Ride for passengers with pets

You can visit this [grab](#) and [gojek](#) website on how to book a ride around Singapore